


## EL1141 系列

IEC 61850/IEEE 1613 強固級10/100BASE-TX- 100BASE-FX 光電轉換器



## 產品介紹

EL1141光電轉換器具備1組獨立10/100BASE-T網路埠和1個100BASE-SX-LX光纖埠，支援雙電源輸入、斷線告警、Link-Fault-Pass-Through等功能，符合IEC 61850-3/IEEE 1613相容認證，抗電磁干擾設計，適用於變電站、電力整合等應用市場。

EL1141光電轉換器採工業等級設計，可承受強力的落摔衝擊、防震動及抗電磁波干擾，更可在-40到75°C寬溫環境下穩定運作，於嚴峻的專案規劃佈局中扮演致勝的關鍵角色。

EtherWAN — "When Connectivity is Crucial."

## 產品亮點

### + 符合IEC 61850-3/IEEE 1613認證

符合變電站自動化所需之應用標準

### + 強固等級設計

寬溫操作(-40到75°C)

### + 符合EN 50121-4認證

專為軌道環境應用設計及測試

### + 支援Link-Fault-Pass-Through (LFPT)

針對光電轉換器連線狀態提供持續的監控  
當連線的其中一端光纖中斷訊，LFPT會中斷乙太網路  
(RJ-45)埠之連線，以告知連線之設備網路連線已中斷

## 產品規格

### + Technology

#### Standards

IEEE 802.3 10BASE-T  
IEEE 802.3u 100BASE-TX and 100BASE-FX  
IEEE 802.3x Full duplex and flow control

#### Forward and Filtering Rate

14,880pps for 10Mbps  
148,810pps for 100Mbps

#### Packet Buffer Memory

128K bits

#### Processing Type

Store-and-forward  
Auto Negotiation  
Half-Duplex back-pressure and IEEE 802.3x Full-Duplex flow control  
Auto MDI/MDIX

### + Power

#### Input

12 to 48VDC (Terminal Block)  
12VDC (DC Jack)

#### Power Consumption

2.4W MAX.  
0.2A @ 12VDC  
0.05A @ 48VDC

#### Protection

Overload Current Protection  
Reverse Polarity Protection

### + Mechanical

#### Casing

Aluminum Case  
IP30

#### Dimensions

50mm (W) x 110mm (D) x 135mm (H)  
(1.97" (W) x 4.33" (D) x 5.31" (H))

#### Weight

0.8Kg (1.76lbs.)

#### Installation

DIN-Rail (top hat type 35mm) or panel mounting

### + Interface

#### Ethernet Ports

10/100BASE-TX: 1 ports  
100BASE-FX: 1 ports

#### LED Indicators

Per Unit: Power 1, Power 2, Fault, Link-Fault-Pass-Through

Per port 10/100TX: Link/Activity, Full-duplex/Collision, Speed

Per port 100FX: Link/Activity, Full-duplex/Collision

#### Relay Contact

Relay contact rating with current 1A @ 30VDC,  
0.5A @ 120VAC

### + Environment

#### Operating Temperature

-40 to 75°C (-40 to 167°F)

#### Storage Temperature

-40 to 85°C (-40 to 185°F)

#### Ambient Relative Humidity

5% to 95% (non-condensing)

### + Regulatory Approvals

#### ISO

Manufactured in an ISO 9001 facility

#### Safety

UL508

#### EMI

FCC Part 15B Class A

EN 55022

EN 61000-6-4

EN 55022

EN 61000-3-2

EN 61000-3-3

#### EMS

EN 61000-6-2

- EN 61000-4-2 (ESD Standards)
- EN 61000-4-3 (Radiated FRI Standards)
- EN 61000-4-4 (Burst Standards)
- EN 61000-4-5 (Surge Standards)
- EN 61000-4-6 (Induced RFI Standards)
- EN 61000-4-8 (Magnetic Field Standards)

#### Environmental Test Compliances

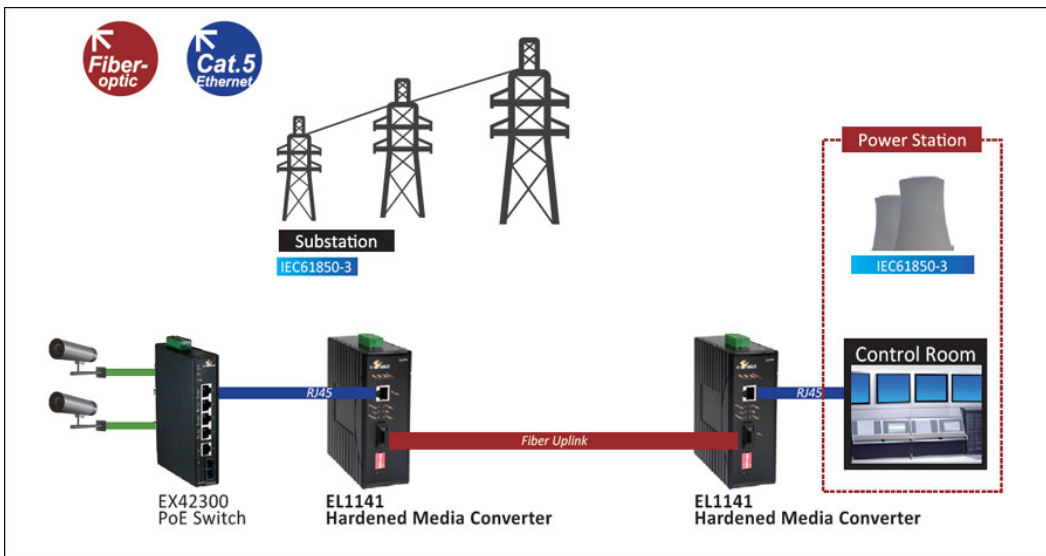
IEC 60068-2-6 Fc (Vibration)

IEC 60068-2-27 Ea (Shock)

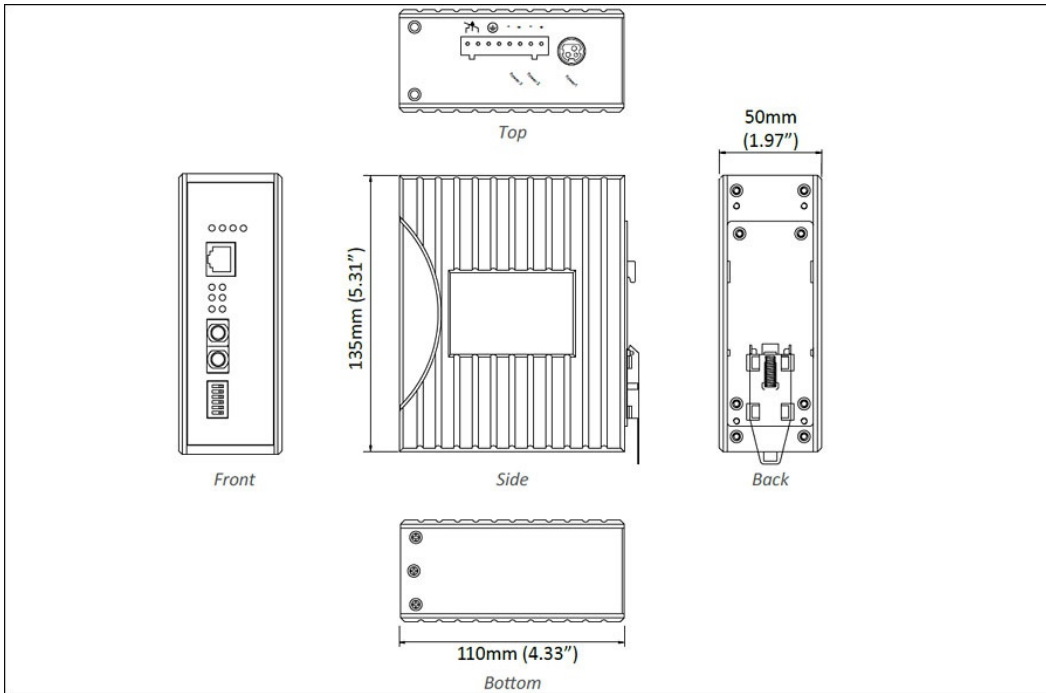
FED STD 101C Method 5007.1 (Free fall w/  
package)

**Industrial Compliance**  
IEC61850-3 / IEEE1613  
EN50121-4  
NEMA TS2

## 產品應用圖



## 產品尺寸圖



## 訂購型號

### 型號

<b>EL1141-X0B</b>	10/100BASE-TX to 100BASE-FX Hardened Media Converter
-------------------	--

\* DIN-Rail mounting kit included.

### 100FX Fiber Options (X)

<b>1</b>	Multi Mode (SC) - 2Km (1310nm)
<b>2</b>	Multi Mode (ST) - 2Km (1310nm)
<b>A</b>	Single Mode (SC) - 20Km (1310nm)
<b>B</b>	Single Mode (SC) - 40Km (1310nm)
<b>H</b>	Single Mode (ST) - 20Km (1310nm)
<b>6</b>	Multi Mode (SC) WDM-TX: 1310nm/RX: 1550nm-2Km
<b>7</b>	Multi Mode (SC) WDM-TX: 1550nm/RX: 1310nm-2Km
<b>8</b>	Multi Mode (SC) WDM-TX: 1310nm/RX: 1550nm-5Km
<b>9</b>	Multi Mode (SC) WDM-TX: 1550nm/RX: 1310nm-5Km
<b>P</b>	Single Mode (SC) WDM-TX: 1310nm/RX: 1550nm-20Km
<b>Q</b>	Single Mode (SC) WDM-TX: 1550nm/RX: 1310nm-20Km
<b>R</b>	Single Mode (SC) WDM-TX: 1310nm/RX: 1550nm-40Km
<b>S</b>	Single Mode (SC) WDM-TX: 1550nm/RX: 1310nm-40Km

\* More 100FX Fiber options also available upon request.

### Optional Accessories

<b>KP-AA96-480</b>	Panel mounting kit
<b>HDR-30-24</b>	30W/1.5A DIN-Rail 24VDC Industrial Power Supply
<b>HDR-60-24</b>	60W/2.5A DIN-Rail 24VDC Industrial Power Supply
<b>EDR-75-24</b>	75W/3.2A DIN-Rail 24VDC Industrial Power Supply

EX41-145046-X

Power Supply 45W 12VDC with Open Wire  
(X) = 1: US, 2: EU, 3: UK, 4: AU, 5: JP, 6: SA

---

