

OttoE Series

Industrial Unmanaged 8/16-port Fast/Gigabit Ethernet Switch



Overview

EtherWAN's OttoE Series is an industrial unmanaged Ethernet switching platform, designed for easy deployment in harsh environments with limited space. The OttoE Series is an economic easy-to-use device, which provides essential industrial Ethernet networking functionality.

It supports 9 to 55VDC redundant power input, and also provides relay alarm for power failure. The OttoE is equipped with Fast/Gigabit Ethernet ports, or a combination of Fast/Gigabit Ethernet copper ports and 100 or 100/1000 Mbps dual rate SFP ports for long distance connectivity.

This versatile switch features full/half-duplex auto-negotiation and auto MDI/MDIX operation, allowing for convenient connection of a variety of network devices. QoS (Quality of Service) support allows for traffic prioritization and effective management of resources. A rugged, DIN rail mountable metal housing provides security and easy installation (mounting kit is included).

EtherWAN — "When Connectivity is Crucial."

Highlight

+ Range of Operating Temperatures

Supports Industrial Grades

+ High Reliability

Fanless design

+ SFP Connectivity

Up to two 100/1000BASE SFP option

+ Quality of Service

PROFINET (TG100), EtherNet/IP

Specifications

+ Interface

Ethernet

10/100BASE-TX: 6/8/14/16-ports

10/100/1000BASE-TX: 6/8-ports

100BASE-SFP: 0/2-ports

100/1000BASE-SFP: 0/2-ports

Alarm Contact

One relay output with current 0.5A@30V (8-port Series)/0.5A@48V (16-port Series)

LED Indicators

Per Unit: Power 1 (Green), Power 2 (Green), Fault (Red)

Per Port: Link/Activity (Green)

Per Port: Speed (Yellow) (16-port Series)

+ Physical

Casing Material

Metal

IP Rating

IP30 (16-port Series)

IP40 (8-port Series)

Dimensions

8-port Series: 45 x 75 x 100mm (W x D x H) (1.77" x 2.95" x 3.94")

16-port Series: 80 x 91 x 100mm (W x D x H) (3.15" x 3.58" x 3.94")

Weight

8-port Series: 336g (0.74lbs)

16-port Series: 502g (1.11lbs)

Installation Type

DIN-Rail (Top hat type 35mm) mounting

+ Technology

Standards

IEEE 802.3 10BASE-T
IEEE 802.3u 100BASE-TX/FX
IEEE 802.3az Energy Efficient Ethernet
IEEE 802.1p Quality of Service (QoS)
IEEE 802.3ab 1000BASE-T
IEEE 802.3z 1000BASE-SX/1000BASE-LX

Forward/Filtering Rate

14,880pps for 10Mbps
148,810pps for 100Mbps
1,488,100pps for 1000Mbps

Packet Buffer Memory

768K bits (TF100)
1.5M bits (TG100)

Processing Type

Store-and-Forward
Auto Negotiation
Half-duplex back-pressure
Auto MDI/MDIX

Address Table Size

2K MAC (TF100)
4K MAC (TG100)

+ Regulatory

ISO

Manufactured in ISO-9001 facility

EMI

FCC Part 15 Class A
VCCI Class A
EN 61000-6-4
ICES-003
EN 55032

EMS

EN 61000-6-2
- EN 61000-4-2 (ESD)
- EN 61000-4-3 (Radiated RFI)
- EN 61000-4-4 (Burst)
- EN 61000-4-5 (Surge)
- EN 61000-4-6 (Induced RFI)
- EN 61000-4-8 (Magnetic field)

Safety

UL 61010

Environmental Test Compliance

IEC 60068-2-6 Fc (Vibration)
IEC 60068-2-27 Ea (Shock)
FED STD 101C Method 5007.1 (8-port Series)
IEC 60068-2-31 (16-port Series)
(Free fall w/package)

Industrial

EN 50121-4

Traffic

NEMA TS2

+ Power

Input

9-55VDC (Terminal Block)

Power Consumption

3.4W max. (8-port Series)

3.72W max. (16-port Series)

Protection

Reverse Polarity Protection

+ Warranty

Length

Limited Lifetime

Details

www.etherwan.com/support/warranty-policy

+ Environmental

Operating Temp.

-10 to 60°C (14 to 140°F)

Storage Temp.

-40 to 85°C (-40 to 185°F)

Relative Humidity

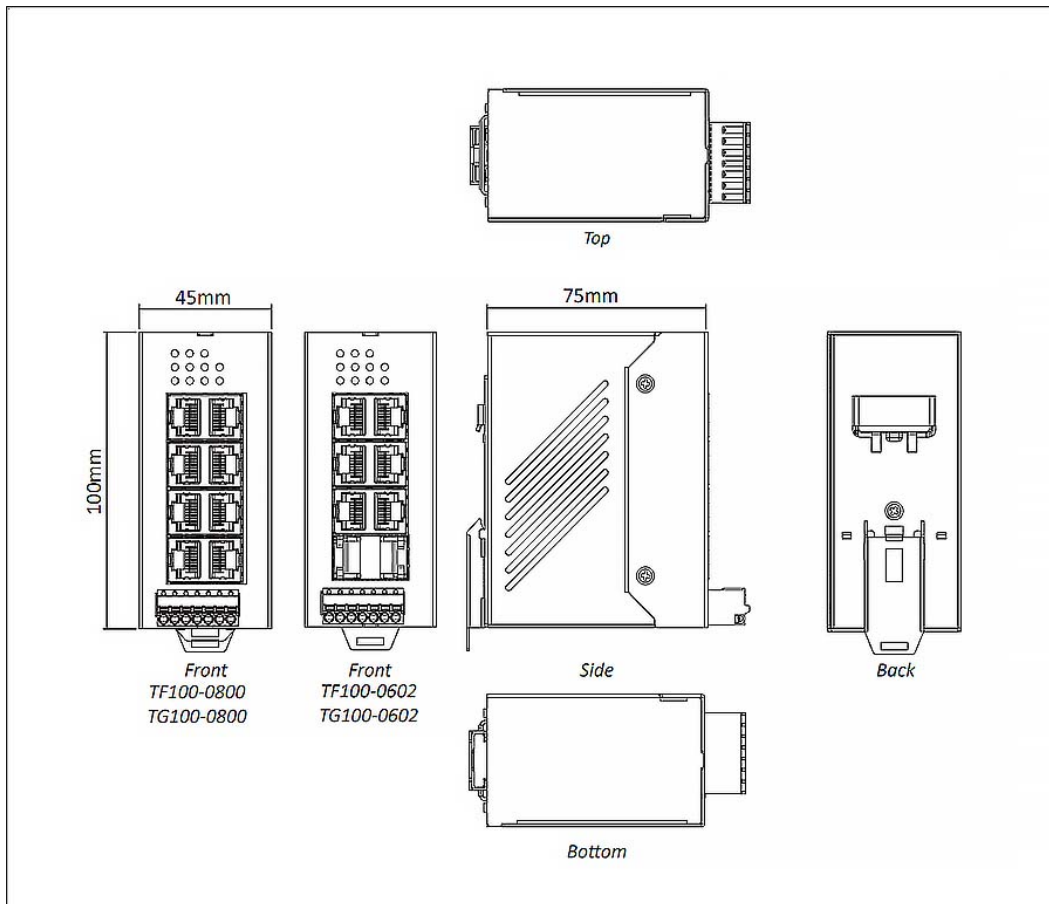
5% to 95% (non-condensing)

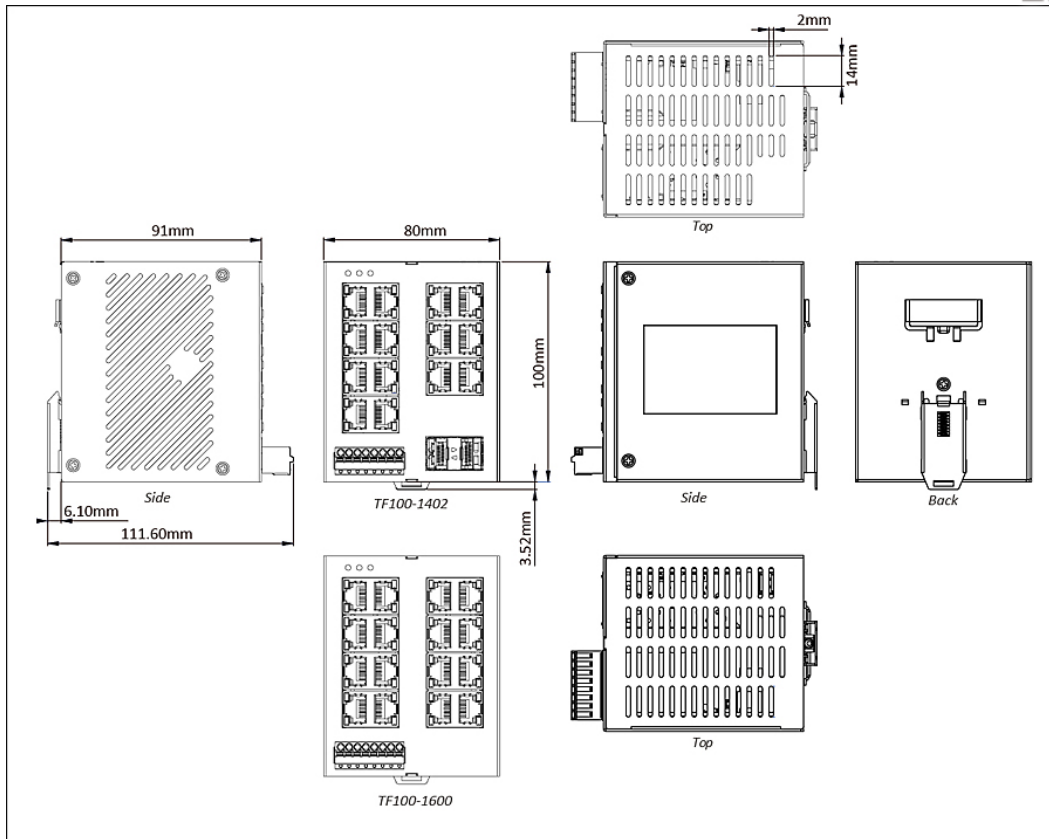
+ What's Included

Device

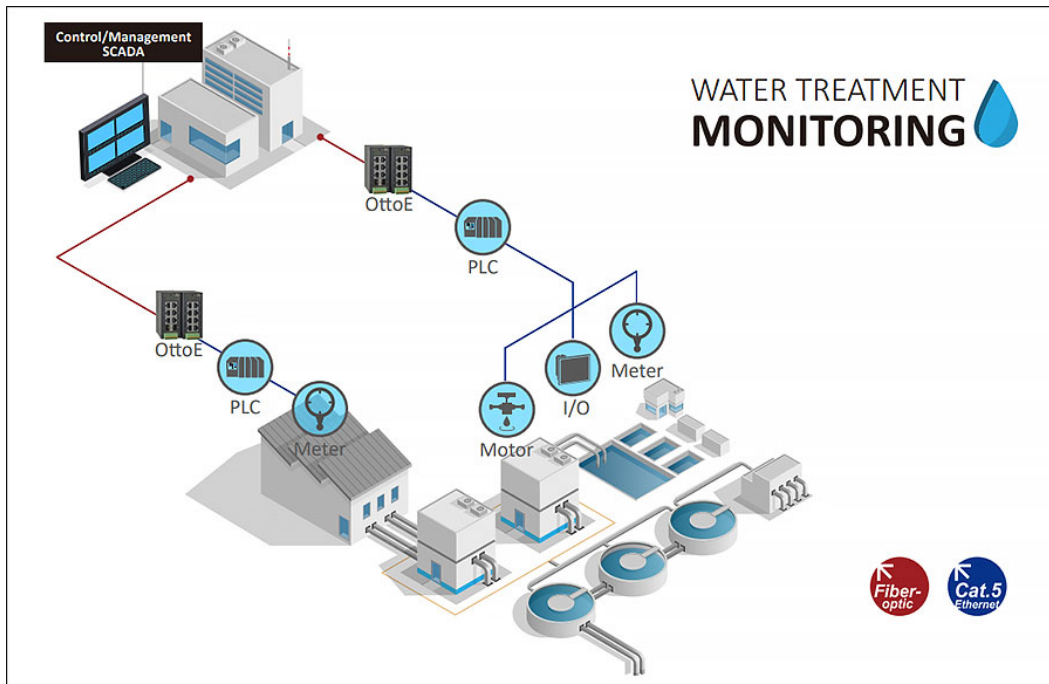
Ethernet switch

Dimensions





Application



Ordering Info

+ Model

Fast Ethernet Models

TF100-0800	8-port 10/100BASE-TX Industrial Unmanaged Ethernet Switch
TF100-0602	6-port 10/100BASE-TX+2-port 100BASE SFP Industrial Unmanaged Ethernet Switch
TF100-1600	16-port 10/100BASE-TX Industrial Unmanaged Ethernet Switch
TF100-1402	14-port 10/100BASE-TX+2-port 100BASE SFP Industrial Unmanaged Ethernet Switch

Gigabit Ethernet Models

TG100-0800	8-port 10/100/1000BASE-TX Industrial Unmanaged Ethernet Switch
TG100-0602	6-port 10/100/1000BASE-TX+2-port 100/1000BASE SFP Industrial Unmanaged Ethernet Switch

+ Optional Accessories

HDR-30-24	30W/1.5A DIN-Rail 24VDC Hardened Power Supply
HDR-60-24	60W/2.5A DIN-Rail 24VDC Hardened Power Supply

100BASE SFP Modules	www.etherwan.com/products/sfp-fiber-transceiver
Gigabit SFP Modules	www.etherwan.com/products/sfp-fiber-transceiver

